



Micro-MaTch | Micro-MaTch Industrial

TE Internal #: 338095-8

Ribbon Cable Connectors, Wire-to-Board, 8 Position, 1.27 mm [.05 in] Centerline, Crimp & Snap, 2 Row, Plug, Standard Profile, Micro-MaTch Industrial

[View on TE.com >](#)

Connectors > PCB Connectors > Wire-to-Board Connectors > FFC, FPC & Ribbon Connectors > Ribbon Cable Connectors >

CRIMP-ON-SNAP-IN HOUSING



Connector System: **Wire-to-Board**

Number of Positions: **8**

Centerline (Pitch): **1.27 mm [.05 in]**

Termination Method to Wire & Cable: **Crimp & Snap**

Row-to-Row Spacing: **2 mm [.059 in]**

[All CRIMP-ON-SNAP-IN HOUSING \(9\)](#)

## Features

### Product Type Features

Connector Type	Housing
Ribbon Cable Connector Header Type	Shrouded
Connector Product Type	Housing
Connector System	Wire-to-Board
Connector & Housing Type	Plug
Connector & Contact Terminates To	Wire & Cable

### Configuration Features

Number of Positions	8
Number of Rows	2

### Electrical Characteristics

Insulation Resistance	1000 MΩ
Operating Voltage	100 VAC

### Body Features

Daisy Chain	Without
Connector Profile	Standard

### Contact Features



Contact Type	Socket
Contact Mating Area Plating Material	Tin
PCB Contact Termination Area Plating Material Finish	Matte
Contact Underplating Material	Nickel
PCB Contact Termination Area Plating Material	Tin
Contact Base Material	Phosphor Bronze
Contact Current Rating (Max)	1.5 A

### Termination Features

Termination Method to Wire & Cable	Crimp & Snap
------------------------------------	--------------

### Mechanical Attachment

Mating Alignment	With
Contact Retention Type Within Housing	Snap-In
PCB Mount Alignment	Without
Mating Alignment Type	Polarization
Mating Retention	With
Mating Retention Type	Contact Friction

### Housing Features

Housing Material	PBT GF
Housing Color	Red
Centerline (Pitch)	1.27 mm [.05 in]

### Dimensions

Connector Length	13.5 mm [.531 in]
Connector Height	12.4 mm [.49 in]
PCB Thickness (Recommended)	1.6 mm [.06 in]
Row-to-Row Spacing	2 mm [.059 in]

### Usage Conditions

Operating Temperature Range	-40 – 105 °C [-40 – 221 °F]
-----------------------------	-----------------------------

### Operation/Application

Circuit Application	Signal
---------------------	--------

### Industry Standards

UL Rating	Recognized
UL File Number	E28476



Agency/Standard	UL
UL Flammability Rating	UL 94V-0

### Packaging Features

Packaging Quantity	500
Packaging Method	Box & Carton

### Product Compliance


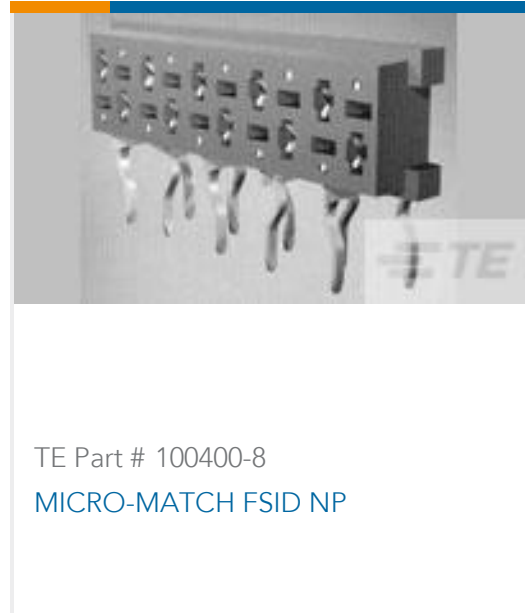
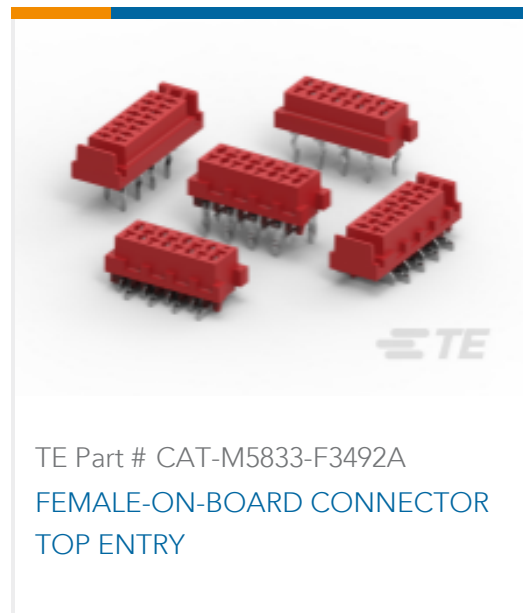
[For compliance documentation, visit the product page on TE.com>](#)

EU RoHS Directive 2011/65/EU	Compliant
EU ELV Directive 2000/53/EC	Compliant
China RoHS 2 Directive MIIT Order No 32, 2016	No Restricted Materials Above Threshold
EU REACH Regulation (EC) No. 1907/2006	Current ECHA Candidate List: JUNE 2022 (224) Candidate List Declared Against: JUNE 2022 (224) Does not contain REACH SVHC
Halogen Content	Not Low Halogen - contains Br or Cl > 900 ppm.
Solder Process Capability	Not applicable for solder process capability



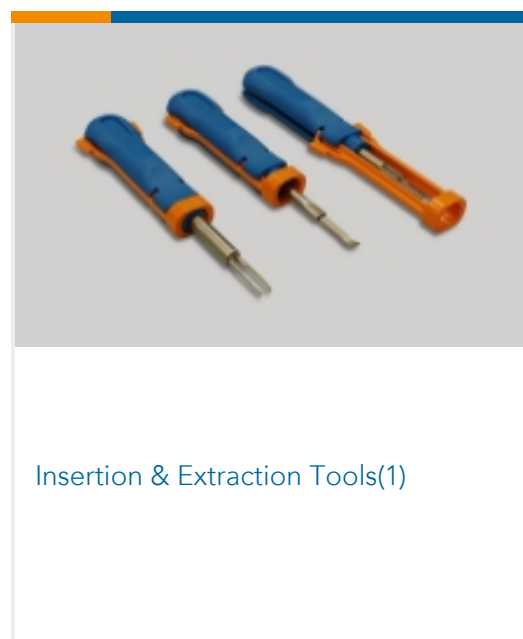
#### Product Compliance Disclaimer

This information is provided based on reasonable inquiry of our suppliers and represents our current actual knowledge based on the information they provided. This information is subject to change. The part numbers that TE has identified as EU RoHS compliant have a maximum concentration of 0.1% by weight in homogenous materials for lead, hexavalent chromium, mercury, PBB, PBDE, DBP, BBP, DEHP, DIBP, and 0.01% for cadmium, or qualify for an exemption to these limits as defined in the Annexes of Directive 2011/65/EU (RoHS2). Finished electrical and electronic equipment products will be CE marked as required by Directive 2011/65/EU. Components may not be CE marked. Additionally, the part numbers that TE has identified as EU ELV compliant have a maximum concentration of 0.1% by weight in homogenous materials for lead, hexavalent chromium, and mercury, and 0.01% for cadmium, or qualify for an exemption to these limits as defined in the Annexes of Directive 2000/53/EC (ELV). Regarding the REACH Regulation, the information TE provides on SVHC in articles for this part number is based on the latest European Chemicals Agency (ECHA) 'Guidance on requirements for substances in articles' posted at this URL: <https://echa.europa.eu/guidance-documents/guidance-on-reach>

### Compatible Parts



Also in the Series | **Micro-MaTch Industrial**



Documents



### Product Drawings

#### MICRO-MATCH COSI HSG.

English

---

### CAD Files

#### 3D PDF

3D

#### Customer View Model

[ENG\\_CVM\\_CVM\\_338095-8\\_D\\_c-338095-8-d.2d\\_dxf.zip](#)

English

#### Customer View Model

[ENG\\_CVM\\_CVM\\_338095-8\\_D\\_c-338095-8-d.3d\\_igs.zip](#)

English

#### Customer View Model

[ENG\\_CVM\\_CVM\\_338095-8\\_D\\_c-338095-8-d.3d\\_stp.zip](#)

English

By downloading the CAD file I accept and agree to the [Terms and Conditions](#) of use.

---

### Datasheets & Catalog Pages

#### Micro-MaTch Catalog

English

#### Ribbon Cable Interconnect Solutions

English

#### Centerline Micro-Match Connector Series

English

---

### Product Specifications

#### micro-match crimp on snap in male on wire connector

English

#### Application Specification

English